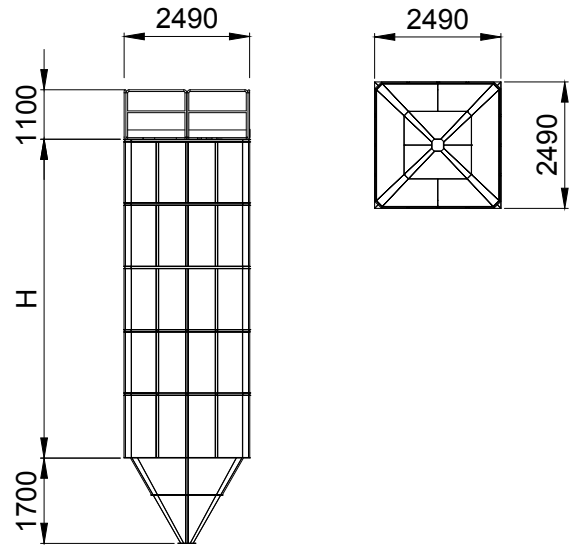
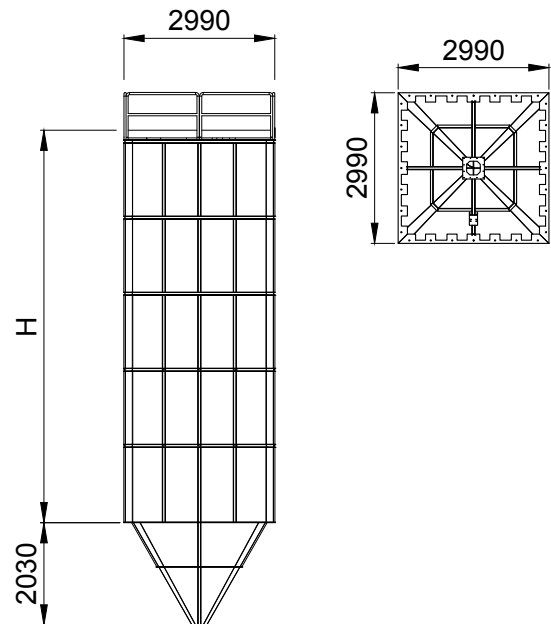


Dimension Specifications: Square Modular Silo

Mod. SQ 2490 x 2490		
Code	H	Capacity
SQ11	1500	11 m ³
SQ20	3000	20 m ³
SQ28	4500	28 m ³
SQ37	6000	37 m ³
SQ45	7500	45 m ³
SQ53	9000	53 m ³
SQ62	10500	62 m ³
SQ70	12000	70 m ³



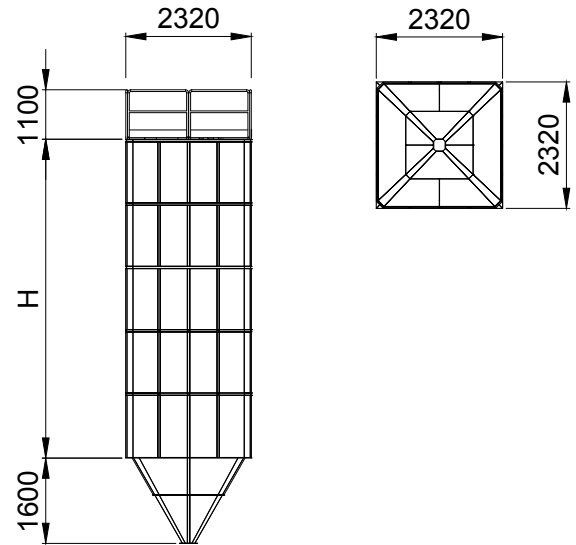
Mod. SQB 2990 x 2990		
Code	H	Capacity
SQB16	1500	16 m ³
SQB28	3000	28 m ³
SQB40	4500	40 m ³
SQB53	6000	53 m ³
SQB65	7500	65 m ³
SQB77	9000	77 m ³
SQB90	10500	90 m ³
SQB102	12000	102 m ³



Dimension Specifications: Square Modular Silo

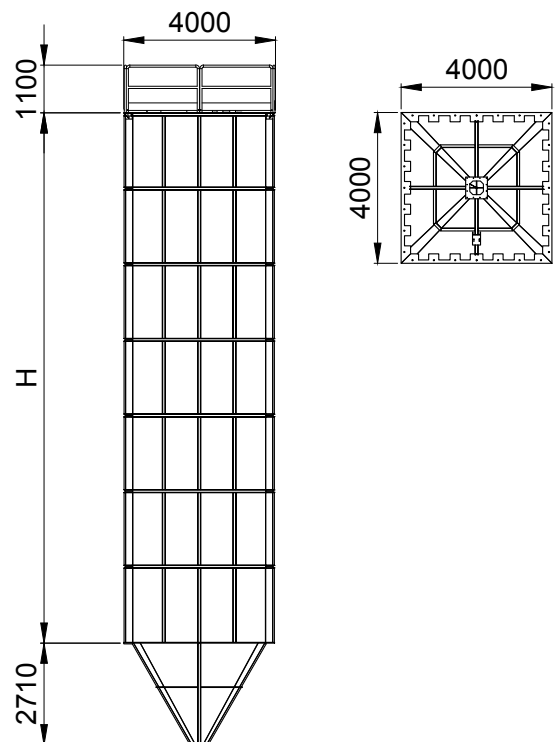
Mod. SQC 2320 x 2320

Code	H	Capacity
SQC10	1500	10 m ³
SQC18	3000	18 m ³
SQC26	4500	26 m ³
SQC34	6000	34 m ³
SQC42	7500	42 m ³
SQC50	9000	50 m ³
SQC58	10500	58 m ³
SQC66	12000	66 m ³



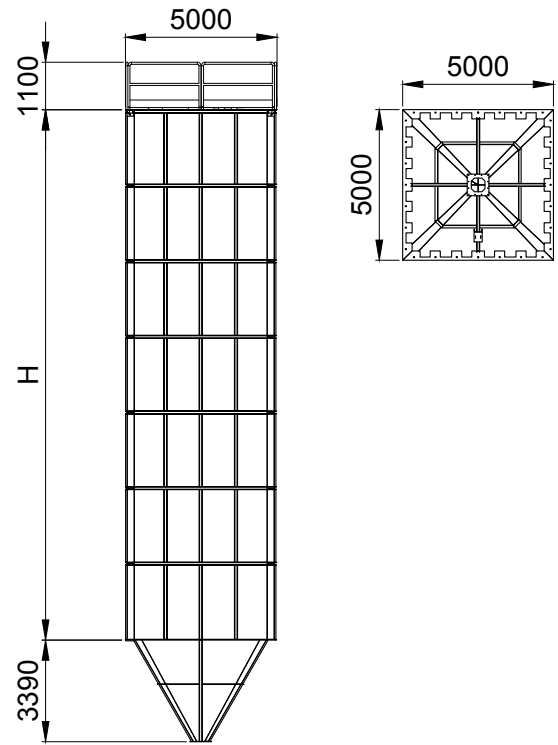
Mod. SQD 4000 x 4000

Code	H	Capacity
SQD32	1500	32 m ³
SQD56	3000	56 m ³
SQD80	4500	80 m ³
SQD104	6000	104 m ³
SQD128	7500	128 m ³
SQD152	9000	152 m ³
SQD176	10500	176 m ³
SQD200	12000	200 m ³



Dimension Specifications: Square Modular Silo

Mod. SQE 5000 x 5000		
Code	H	Capacity
SQE50	1500	50 m ³
SQE88	3000	88 m ³
SQE126	4500	126 m ³
SQE164	6000	164 m ³
SQE202	7500	202 m ³
SQE240	9000	240 m ³
SQE278	10500	278 m ³
SQE316	12000	316 m ³



Mod. SQF 6000 x 6000		
Code	H	Capacity
SQF72	1500	72 m ³
SQF126	3000	126 m ³
SQF180	4500	180 m ³
SQF234	6000	234 m ³
SQF288	7500	288 m ³
SQF342	9000	342 m ³
SQF396	10500	396 m ³
SQF450	12000	450 m ³

